

## Victor Cullen Center (State-Operated)

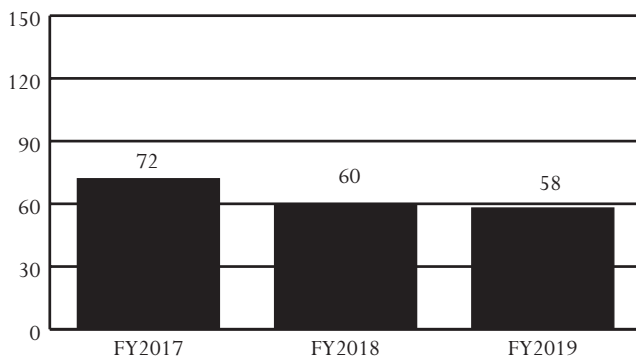
Superintendent: Troy Stiffler  
Rated Capacity: 48 Males

Hardware Secure - Region III - Western

6000 Cullen Drive  
Sabillasville, MD 21780  
301-739-8122

The Victor Cullen Center (VCC) was originally a sanatorium for tuberculosis patients named after the physician in charge of the institution, Dr. Victor F. Cullen. In July 2007, VCC reopened under state administration as a regional committed treatment center. VCC is a secure facility for delinquent males primarily serving youth ages 15-21 in a four- to six-month treatment program for mental health and/or substance abuse issues. The facility offers programming that includes the Seven Challenges drug treatment program and STARR, DJS' behavioral management program. Youth receive individual and group substance abuse interventions, within a range of substance abuse services from early intervention to the intensive outpatient level. All youth participate in TAMAR-Y, a trauma-focused psychoeducation program, as well as START, an evidence-based cognitive behavioral group intervention focused on developing youth's social skills, anger control, and moral reasoning. In addition, individual counseling, family counseling, and psychiatric services are available to all youth. Regular family interaction is encouraged through visits, phone calls, family counseling, and family day activities. Recreational programming includes camping and intramural sports competitions. Specialized programs include Yoga and Mindfulness Training and SHYNE. MSDE provides educational services on a 12-month schedule, with six hours of daily instruction five days a week in English, mathematics, science, social studies, health, and life skills. Additionally, MSDE offers OSHA Certification, ServSafe, Flagger Force, and individualized programs to prepare youth for the GED exam.

### PLACEMENTS, FY 2017-2019



### PLACEMENTS BY DEMOGRAPHICS, FY 2017-2019

Demographics	FY2017	FY2018	FY2019
<b>Race/Ethnicity</b>			
Black	75.0%	88.3%	79.3%
White	16.7%	6.7%	12.1%
Hispanic/Other	8.3%	5.0%	8.6%
<b>Sex</b>			
Male	100.0%	100.0%	100.0%
Female	0.0%	0.0%	0.0%
<b>Age</b>			
11 and under	0.0%	0.0%	0.0%
12	0.0%	0.0%	0.0%
13	0.0%	0.0%	0.0%
14	2.8%	1.7%	1.7%
15	16.7%	18.3%	10.3%
16	26.4%	35.0%	31.0%
17	26.4%	20.0%	34.5%
18-20	27.8%	25.0%	22.4%
<b>Total Placements</b>	<b>72</b>	<b>60</b>	<b>58</b>

- **Placement Trends:**
  - Placements decreased 19.4% between FY 2017 and FY 2019 and decreased 3.3% between FY 2018 and FY 2019.
- **Region of Residence (FY 2019):**
  - 96.6% of the placements were from regions within Maryland. Of those from out of state, 1 was from West Virginia and 1 was from Pennsylvania.
- **Offense Type (FY 2019):**
  - The most common offense type for juveniles placed was Robbery (19.0%).
- **Offense Category (FY 2018-2019):**
  - The percentage of Crimes of Violence decreased from 50.0% to 44.8%.
  - The percentage of Felonies increased from 6.7% to 17.2%.
  - The percentage of Misdemeanors decreased from 43.3% to 37.9%.
  - See the Terms and Concepts pages in the introduction section for an explanation of Crime of Violence, felony, and misdemeanor as the definitions are helpful when examining offense severity.
- **Average Daily Population:**
  - ADP decreased 33.5% between FY 2017 and FY 2019 and decreased 24.2% between FY 2018 and FY 2019.
- **Average Length of Stay:**
  - The average LOS decreased 17.6% between FY 2017 and FY 2019 and decreased 13.9% between FY 2018 and FY 2019.
- **Utilization Rate (FY 2018-FY 2019):**
  - Victor Cullen Center's utilization rate decreased from 51.3% in FY 2018 to 38.9% in FY 2019 (based on the facility's rated capacity).



### COMMITTED PLACEMENTS BY OFFENSE<sup>+</sup>, FY 2019

Most Serious Adjudicated Offense	FY2019
Offense Type	
Arson	0.0%
Auto Theft/Unauthorized Use	6.9%
Burglary/Breaking & Entering	5.2%
Carjacking	8.6%
Conspiracy to Commit Offense	3.4%
Deadly Weapon	3.4%
Disturbing the Peace	1.7%
First Degree Assault-Felony	6.9%
Handgun Violation	10.3%
Malicious Destruction	0.0%
Manslaughter	0.0%
Motor Vehicle/Traffic	1.7%
Murder	1.7%
Narcotics Distribution	3.4%
Narcotics Possession	0.0%
Other/Missing <sup>1</sup>	1.7%
Resisting Arrest	1.7%
Robbery	19.0%
Second Degree Assault-Misdemeanor	10.3%
Sex Offense	0.0%
Theft Felony	1.7%
Theft Misdemeanor	10.3%
Trespassing	0.0%
Unspecified Misdemeanor	1.7%
Offense Category*	
<b>Crime of Violence</b>	<b>44.8%</b>
<b>Felony</b>	<b>17.2%</b>
- Person-to-Person	1.7%
- Property	8.6%
- Drugs	3.4%
- Unspecified	3.4%
<b>Misdemeanor</b>	<b>37.9%</b>
- Person-to-Person	24.1%
- Property	12.1%
- Drugs	0.0%
- Unspecified	1.7%
<b>Ordinance Offenses</b>	<b>0.0%</b>
<b>Citations</b>	<b>0.0%</b>
<b>CINS</b>	<b>0.0%</b>
<i>Total Placements</i>	58

<sup>+</sup> Percentages of offense type and offense category may not be compared to previous Data Resource Guides due to new offense ranking methodology.

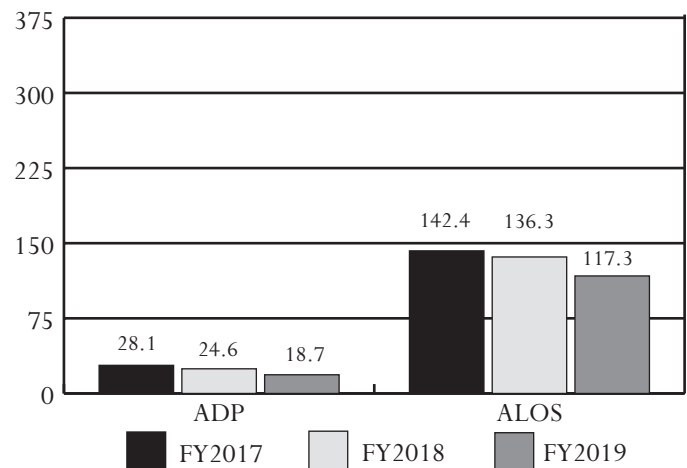
<sup>1</sup> Includes: Affray, BB Gun/Pellet Gun, Child Abuse, Escape, False Alarm, False Report, Reckless Endangerment, Threat of Mass Violence, and Unspecified Felony.

\* See Appendices K and R for COV and other offense classifications.

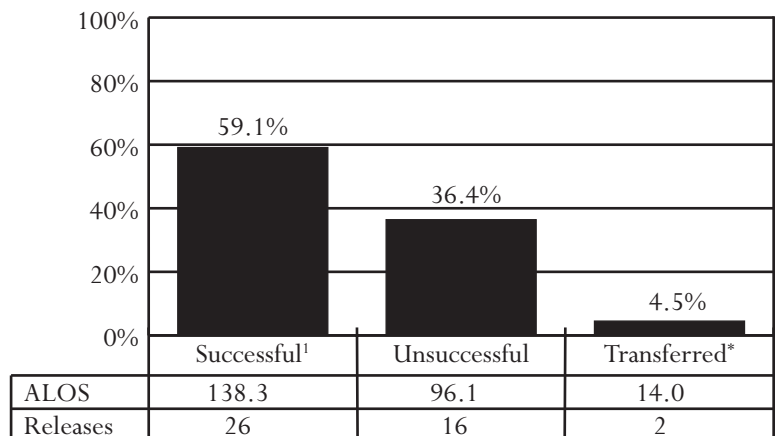
### PLACEMENTS BY REGION OF RESIDENCE, FY 2017-2019

Region	FY2017	FY2018	FY2019
Reg-I - Baltimore City	27.8%	35.0%	27.6%
Reg-II - Central	16.7%	11.7%	22.4%
Reg-III - Western	4.2%	10.0%	12.1%
Reg-IV - Eastern	8.3%	13.3%	0.0%
Reg-V - Southern	9.7%	8.3%	8.6%
Reg-VI - Metro	33.3%	18.3%	25.9%
Out-of-State	0.0%	3.3%	3.4%
<i>Total Placements</i>	72	60	58

### AVERAGE DAILY POPULATION AND AVERAGE LENGTH OF STAY, FY 2017-2019



### RELEASES BY COMPLETION STATUS, FY 2019



<sup>1</sup> Juveniles released home or to a step-down program; \* Juveniles transferred to another program

ASSIST is a live database; therefore, updates made subsequent to these data being run will not be included. Percentages may not add to 100% due to rounding. Data may not be comparable to previous Data Resource Guides due to methodology changes. VOPs are categorized by the original offense.