

## J. DeWeese Carter Center (State-Operated)

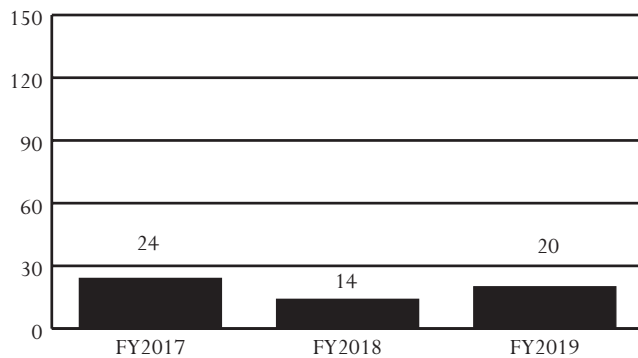
Superintendent: Annette Miller  
Rated Capacity: 14 Females

Hardware Secure - Region IV - Eastern

300 Scheeler Road  
Chestertown, MD 21620  
410-778-6444

J. DeWeese Carter Center opened as a secure residential facility in November 2011 to serve females ages 14-18 who are committed to DJS. The program provides gender-responsive, trauma-informed programming and treatment services. The Center implements STARR, a behavioral management program that establishes structure for an environment of respect and fairness conducive to treatment and rehabilitation. The program's goals include accepting responsibility for behavior, learning problem-solving strategies and peer leadership skills, and developing/improving pro-social skills. Services include individual and group therapy, substance abuse education and treatment, health education, medication assessment and monitoring, and family therapy. MSDE provides academic and vocational services. The school provides a 12-month schedule that includes six hours of daily instruction five days a week in English, mathematics, science, social studies, health, life skills, as well as individualized GED programs that prepare youth for successful completion of a high school diploma examination. MSDE offers vocational programming in computer literacy, Introduction to Telecommunications, and the ServSafe Program, all of which allow girls to earn certificates to help them secure employment at discharge.

### PLACEMENTS, FY 2017-2019



### PLACEMENTS BY DEMOGRAPHICS, FY 2017-2019

Demographics	FY2017	FY2018	FY2019
<b>Race/Ethnicity</b>			
Black	66.7%	50.0%	65.0%
White	20.8%	42.9%	35.0%
Hispanic/Other	12.5%	7.1%	0.0%
<b>Sex</b>			
Male	0.0%	0.0%	0.0%
Female	100.0%	100.0%	100.0%
<b>Age</b>			
11 and under	0.0%	0.0%	0.0%
12	0.0%	0.0%	0.0%
13	0.0%	0.0%	5.0%
14	8.3%	7.1%	10.0%
15	16.7%	28.6%	20.0%
16	33.3%	21.4%	20.0%
17	29.2%	21.4%	25.0%
18-20	12.5%	21.4%	20.0%
<b>Total Placements</b>	<b>24</b>	<b>14</b>	<b>20</b>

#### • Placement Trends:

- Placements decreased 16.7% between FY 2017 and FY 2019 and increased 42.9% between FY 2018 and FY 2019.

#### • Region of Residence (FY 2019):

- 100% of the placements were from regions within Maryland. There were no juveniles from out of state.

#### • Offense Type (FY 2019):

- The most common offense type for juveniles placed was Second Degree Assault-Misdemeanor (30.0%).

#### • Offense Category (FY 2018-2019):

- The percentage of Crimes of Violence increased from 14.3% to 40.0%.
- The percentage of Felonies increased from 0.0% to 10.0%.
- The percentage of Misdemeanors decreased from 85.7% to 50.0%.
- See the Terms and Concepts pages in the introduction section for an explanation of Crime of Violence, felony, and misdemeanor as the definitions are helpful when examining offense severity.

#### • Average Daily Population:

- ADP decreased 21.0% between FY 2017 and FY 2019 and decreased 11.4% between FY 2018 and FY 2019.

#### • Average Length of Stay:

- The average LOS decreased 12.1% between FY 2017 and FY 2019 and decreased 14.6% between FY 2018 and FY 2019.

#### • Utilization Rate (FY 2018-FY 2019):

- J. DeWeese Carter Center's utilization rate decreased from 57.7% in FY 2018 to 51.2% in FY 2019 (based on the facility's rated capacity).



### COMMITTED PLACEMENTS BY OFFENSE<sup>+</sup>, FY 2019

Most Serious Adjudicated Offense	FY2019
Offense Type	
Arson	0.0%
Auto Theft/Unauthorized Use	5.0%
Burglary/Breaking & Entering	5.0%
Carjacking	20.0%
Conspiracy to Commit Offense	0.0%
Deadly Weapon	0.0%
Disturbing the Peace	0.0%
First Degree Assault-Felony	10.0%
Handgun Violation	0.0%
Malicious Destruction	5.0%
Manslaughter	5.0%
Motor Vehicle/Traffic	0.0%
Murder	0.0%
Narcotics Distribution	0.0%
Narcotics Possession	5.0%
Other/Missing <sup>1</sup>	5.0%
Resisting Arrest	0.0%
Robbery	0.0%
Second Degree Assault-Misdemeanor	30.0%
Sex Offense	0.0%
Theft Felony	0.0%
Theft Misdemeanor	10.0%
Trespassing	0.0%
Unspecified Misdemeanor	0.0%
Offense Category*	
<b>Crime of Violence</b>	<b>40.0%</b>
<b>Felony</b>	<b>10.0%</b>
- Person-to-Person	5.0%
- Property	5.0%
- Drugs	0.0%
- Unspecified	0.0%
<b>Misdemeanor</b>	<b>50.0%</b>
- Person-to-Person	30.0%
- Property	15.0%
- Drugs	5.0%
- Unspecified	0.0%
<b>Ordinance Offenses</b>	<b>0.0%</b>
<b>Citations</b>	<b>0.0%</b>
<b>CINS</b>	<b>0.0%</b>
<i>Total Placements</i>	<i>20</i>

<sup>+</sup> Percentages of offense type and offense category may not be compared to previous Data Resource Guides due to new offense ranking methodology.

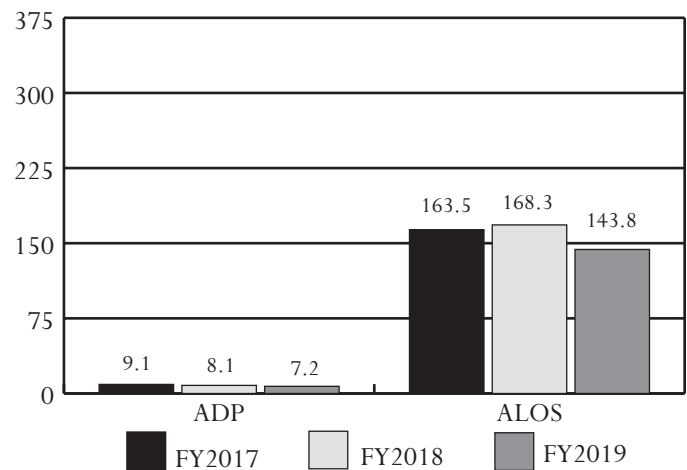
<sup>1</sup> Includes: Affray, BB Gun/Pellet Gun, Child Abuse, Escape, False Alarm, False Report, Reckless Endangerment, Threat of Mass Violence, and Unspecified Felony.

\* See Appendices K and R for COV and other offense classifications.

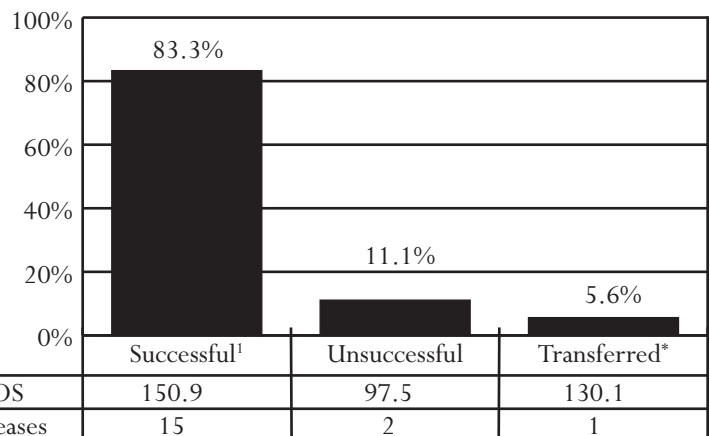
### PLACEMENTS BY REGION OF RESIDENCE, FY 2017-2019

Region	FY2017	FY2018	FY2019
Reg-I - Baltimore City	12.5%	14.3%	25.0%
Reg-II - Central	8.3%	14.3%	10.0%
Reg-III - Western	16.7%	42.9%	20.0%
Reg-IV - Eastern	4.2%	14.3%	25.0%
Reg-V - Southern	20.8%	14.3%	5.0%
Reg-VI - Metro	37.5%	0.0%	15.0%
Out-of-State	0.0%	0.0%	0.0%
<i>Total Placements</i>	<i>24</i>	<i>14</i>	<i>20</i>

### AVERAGE DAILY POPULATION AND AVERAGE LENGTH OF STAY, FY 2017-2019



### RELEASES BY COMPLETION STATUS, FY 2019



<sup>1</sup> Juveniles released home or to a step-down program; \* Juveniles transferred to another program

ASSIST is a live database; therefore, updates made subsequent to these data being run will not be included. Percentages may not add to 100% due to rounding. Data may not be comparable to previous Data Resource Guides due to methodology changes. VOPs are categorized by the original offense.