

Backbone Mountain Youth Center (State-Operated)

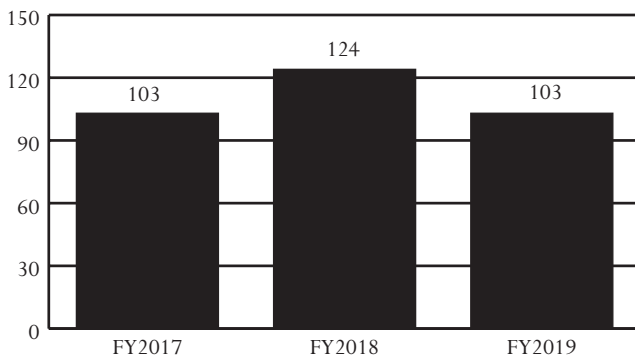
Superintendent: Todd Foote
Rated Capacity: 48 Males

Staff Secure - Region III - Western

Rte. 1, 124 Camp 4 Road
Swanton, MD 21561
301-359-9190

The Youth Center opened in 1966 as a 35-bed forestry camp on Backbone Mountain in Garrett County with funds appropriated by the General Assembly and became a youth center in 1977. Programs include the Seven Challenges drug treatment program and STARR, DJS' behavioral management program. Youth receive a Substance Use Assessment, and a level of care is determined. Backbone is certified to offer Substance Abuse Early Intervention, Outpatient, and Intensive Outpatient Services. Drug treatment focuses on clinically managed low-intensity residential substance abuse treatment services. Youth participate in individual and group interventions. Family counseling is offered for every youth, as well as psychiatric services. Youth with high aggression needs participate in START, an evidence-based cognitive behavioral group intervention focused on developing youth's social skills, anger control, and moral reasoning. Regular family interaction is encouraged with visits, phone calls, family days, and family counseling. MSDE provides educational services on a 12-month schedule, with six hours of daily instruction five days a week in English, mathematics, science, social studies, health, and life skills. MSDE also offers OSHA and ServSafe Certification, and individualized programs to prepare youth for the GED exam. The College Program is offered in conjunction with Garrett College of Maryland. Youth are screened for acceptance into the program. Selected youth are admitted for one college semester while in DJS' care and earn a MD High School Diploma, as well as up to 15 college credits.

PLACEMENTS, FY 2017-2019



PLACEMENTS BY DEMOGRAPHICS, FY 2017-2019

Demographics	FY2017	FY2018	FY2019
Race/Ethnicity			
Black	75.7%	79.0%	74.8%
White	13.6%	13.7%	13.6%
Hispanic/Other	10.7%	7.3%	11.7%
Sex			
Male	100.0%	100.0%	100.0%
Female	0.0%	0.0%	0.0%
Age			
11 and under	0.0%	0.0%	0.0%
12	0.0%	0.0%	0.0%
13	0.0%	0.0%	0.0%
14	1.9%	6.5%	2.9%
15	17.5%	18.5%	3.9%
16	25.2%	33.1%	20.4%
17	44.7%	32.3%	51.5%
18-20	10.7%	9.7%	21.4%
Total Placements	103	124	103

- **Placement Trends:**
 - Placements did not change between FY 2017 and FY 2019 and decreased 16.9% between FY 2018 and FY 2019.
- **Region of Residence (FY 2019):**
 - 96.1% of placements were from regions within Maryland. The 4 from out of state were from Washington, D.C.
- **Offense Type (FY 2019):**
 - The most common offense type for juveniles placed was Robbery (20.4%).
- **Offense Category (FY 2018-2019):**
 - The percentage of Crimes of Violence decreased from 33.9% to 31.1%.
 - The percentage of Felonies increased from 8.1% to 15.5%.
 - The percentage of Misdemeanors decreased from 56.5% to 53.4%.
 - See the Terms and Concepts pages in the introduction section for an explanation of Crime of Violence, felony, and misdemeanor as the definitions are helpful when examining offense severity.
- **Average Daily Population:**
 - ADP increased 27.6% between FY 2017 and FY 2019 and increased 9.1% between FY 2018 and FY 2019.
- **Average Length of Stay:**
 - The average LOS increased 18.4% between FY 2017 and FY 2019 and increased 25.1% between FY 2018 and FY 2019.
- **Utilization Rate (FY 2018-FY 2019):**
 - Backbone Mountain's utilization rate increased from 65.4% in FY 2018 to 71.4% in FY 2019 (based on the facility's rated capacity).

COMMITTED PLACEMENTS BY OFFENSE⁺, FY 2019

Most Serious Adjudicated Offense	FY2019
Offense Type	
Arson	1.0%
Auto Theft/Unauthorized Use	4.9%
Burglary/Breaking & Entering	8.7%
Carjacking	2.9%
Conspiracy to Commit Offense	3.9%
Deadly Weapon	1.9%
Disturbing the Peace	1.9%
First Degree Assault-Felony	3.9%
Handgun Violation	4.9%
Malicious Destruction	4.9%
Manslaughter	0.0%
Motor Vehicle/Traffic	1.0%
Murder	0.0%
Narcotics Distribution	4.9%
Narcotics Possession	5.8%
Other/Missing ¹	1.0%
Resisting Arrest	1.0%
Robbery	20.4%
Second Degree Assault-Misdemeanor	7.8%
Sex Offense	1.0%
Theft Felony	1.0%
Theft Misdemeanor	11.7%
Trespassing	1.9%
Unspecified Misdemeanor	3.9%
Offense Category*	
Crime of Violence	31.1%
Felony	15.5%
- Person-to-Person	1.0%
- Property	6.8%
- Drugs	4.9%
- Unspecified	2.9%
Misdemeanor	53.4%
- Person-to-Person	19.4%
- Property	23.3%
- Drugs	5.8%
- Unspecified	4.9%
Ordinance Offenses	0.0%
Citations	0.0%
CINS	0.0%
<i>Total Placements</i>	<i>103</i>

⁺ Percentages of offense type and offense category may not be compared to previous Data Resource Guides due to new offense ranking methodology.

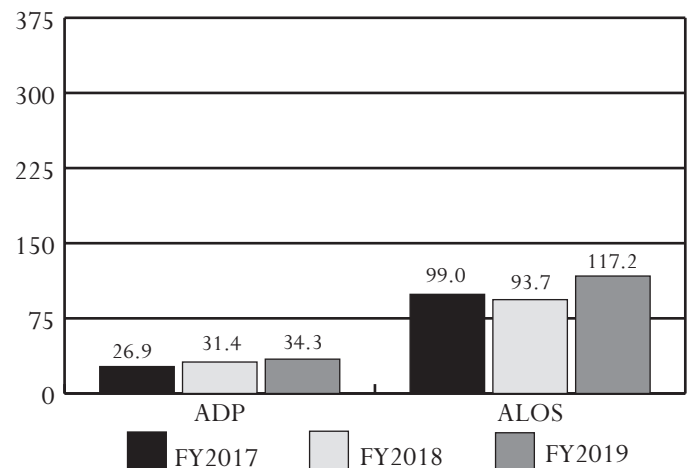
¹ Includes: Affray, BB Gun/Pellet Gun, Child Abuse, Escape, False Alarm, False Report, Reckless Endangerment, Threat of Mass Violence, and Unspecified Felony.

* See Appendices K and R for COV and other offense classifications.

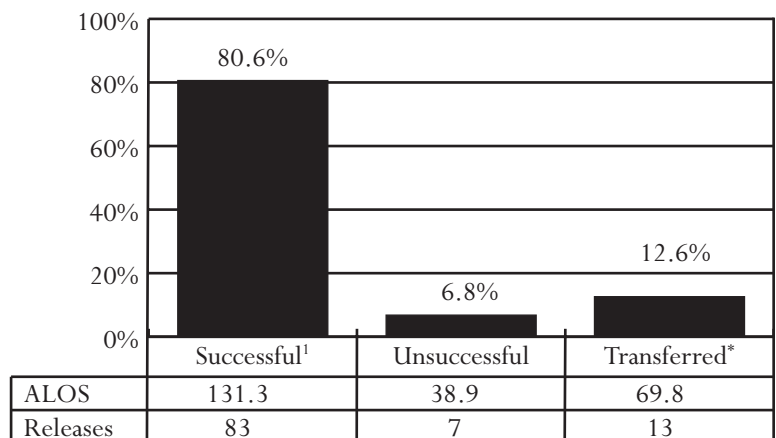
PLACEMENTS BY REGION OF RESIDENCE, FY 2017-2019

Region	FY2017	FY2018	FY2019
Reg-I - Baltimore City	24.3%	25.8%	20.4%
Reg-II - Central	14.6%	21.0%	15.5%
Reg-III - Western	3.9%	4.0%	7.8%
Reg-IV - Eastern	5.8%	6.5%	6.8%
Reg-V - Southern	14.6%	16.9%	15.5%
Reg-VI - Metro	33.0%	25.0%	30.1%
Out-of-State	3.9%	0.8%	3.9%
<i>Total Placements</i>	<i>103</i>	<i>124</i>	<i>103</i>

AVERAGE DAILY POPULATION AND AVERAGE LENGTH OF STAY, FY 2017-2019



RELEASES BY COMPLETION STATUS, FY 2019



¹ Juveniles released home or to a step-down program; * Juveniles transferred to another program

ASSIST is a live database; therefore, updates made subsequent to these data being run will not be included. Percentages may not add to 100% due to rounding. Data may not be comparable to previous Data Resource Guides due to methodology changes. VOPs are categorized by the original offense.