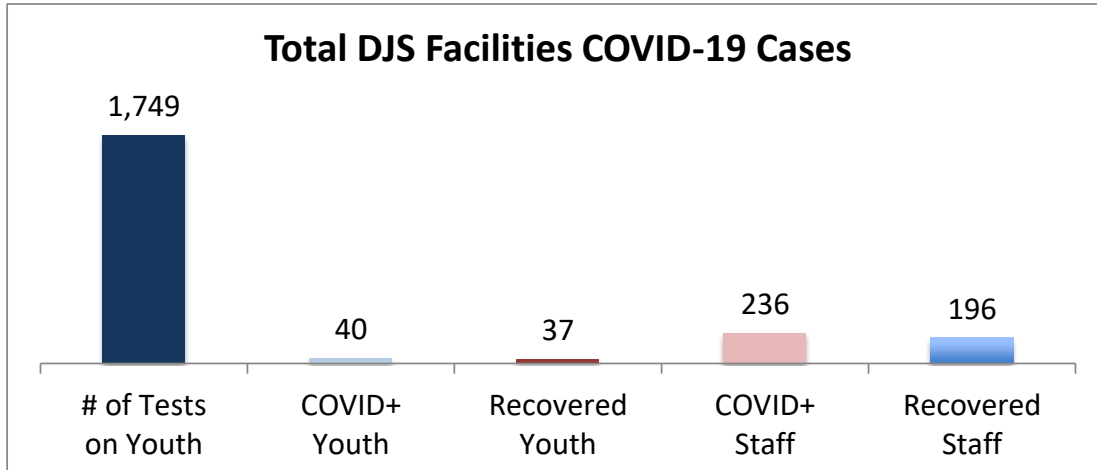




Overall COVID19 Cases To Date, January 8, 2021



Note: recovered cases are part of total count. Recovered youth have been cleared by medical provider for discontinuation of medical isolation. Staff are considered recovered when they are cleared by a doctor and resume their employment duties.

Facilities Summary

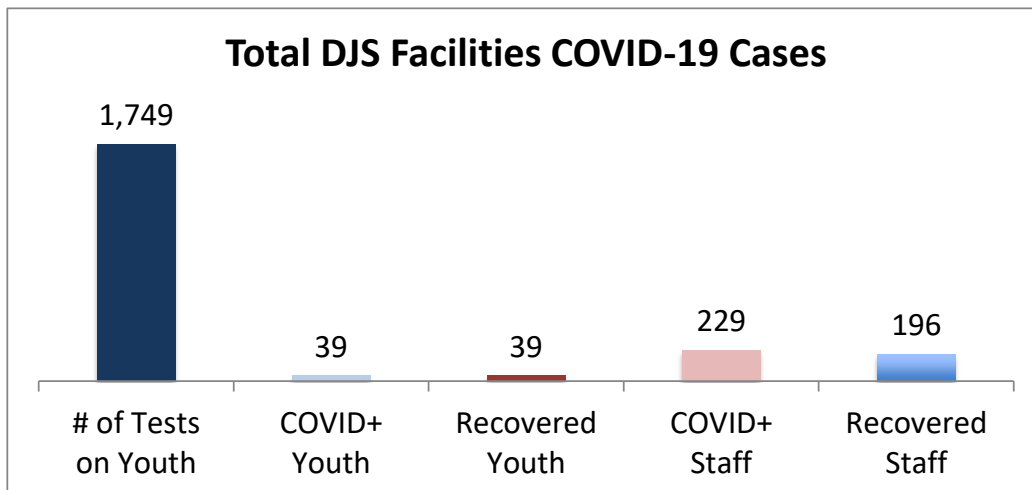
	# of Tests on Youth	COVID+ Youth	Recovered Youth	COVID+ Staff	Recovered Staff
2020 Total DJS Facilities COVID-19 Cases	1749	39	37	229	196
Total DJS Facilities COVID-19 Cases	1,749	40	37	236	196
Baltimore City Juvenile Justice Center	0	0	0	0	0
Cheltenham Youth Detention Center*	0	0	0	0	0
Hickey School	0	0	0	0	0
Lower Eastern Shore Children's Center	0	0	0	2	0
Carter Center	0	0	0	0	0
Noyes Center	0	0	0	0	0
Waxter Center	0	0	0	0	0
Western Maryland Children's Center	0	0	0	3	0
Backbone Youth Center	0	0	0	0	0
Mountain View	0	0	0	0	0
Garrett (formerly Savage)	0	0	0	0	0
Green Ridge Youth Center	0	1	0	0	0
Meadow Mountain Youth Center*	0	0	0	0	0
Victor Cullen Center	0	0	0	2	0

Note: DJS has begun universal testing of all youth and staff and that the numbers are subject to change daily. Recovered cases are part of total count. Youth are shown at current location.

**Youth at Cheltenham but 1 originally diagnosed at Meadow Mountain and 1 at Hickey. One staff positive via Rapid Antigen Testing. DJS will be confirming positivity via PCR testing.*

Source: DJS Office of Research and Evaluation

Overall COVID19 Cases To Date, CY 2020



Note: recovered cases are part of total count. Recovered youth have been cleared by medical provider for discontinuation of medical isolation. Staff are considered recovered when they are cleared by a doctor and resume their employment duties.

Facilities Summary

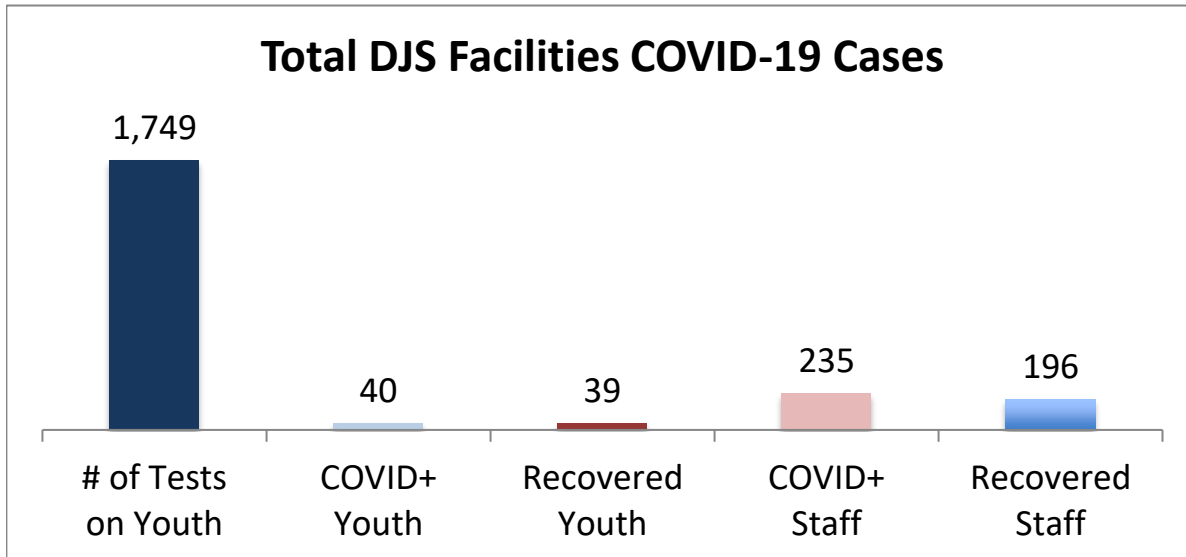
	# of Tests on Youth	COVID+ Youth	Recovered Youth	COVID+ Staff	Recovered Staff
Total DJS Facilities COVID-19 Cases	1,749	39	39	229	196
Baltimore City Juvenile Justice Center	374	10	10	59	53
Cheltenham Youth Detention Center*	330	7	7	13	12
Hickey School	309	1	1	32	25
Lower Eastern Shore Children's Center	153	2	2	10	9
Carter Center	2	0	0	0	0
Noyes Center	114	2	2	10	10
Waxter Center	143	4	4	24	23
Western Maryland Children's Center	122	9	9	16	3
Backbone Youth Center	69	0	0	18	18
Mountain View	19	3	3	10	9
Garrett (formerly Savage)	5	0	0	14	13
Green Ridge Youth Center	53	1	1	8	7
Meadow Mountain Youth Center*	5	0	0	0	0
Victor Cullen Center	51	0	0	14	14

Note: DJS has begun universal testing of all youth and staff and that the numbers are subject to change daily. Recovered cases are part of total count. Youth are shown at current location.

**Youth at Cheltenham but 1 originally diagnosed at Meadow Mountain and 1 at Hickey. One staff positive via Rapid Antigen Testing. DJS will be confirming positivity via PCR testing.*

Source: DJS Office of Research and Evaluation

Cumulative COVID19 Cases To Date



Facilities Summary

	# of Tests on Youth	COVID+ Youth	Recovered Youth	COVID+ Staff	Recovered Staff
Total DJS Facilities COVID-19 Cases	1,749	40	39	235	196
Baltimore City Juvenile Justice Center	374	10	10	59	53
Cheltenham Youth Detention Center*	330	7	7	13	12
Hickey School	309	1	1	32	25
Lower Eastern Shore Children's Center	153	2	2	12	9
Carter Center	2	0	0	0	0
Noyes Center	114	2	2	10	10
Waxter Center	143	4	4	24	23
Western Maryland Children's Center	122	9	9	19	3
Backbone Youth Center	69	0	0	18	18
Mountain View	19	3	3	10	9
Garrett (formerly Savage)	5	0	0	14	13
Green Ridge Youth Center	53	2	1	8	7
Meadow Mountain Youth Center*	5	0	0	0	0
Victor Cullen Center	51	0	0	16	14